

## Mitsubishi Lancer Es 2004 Repair Manual

Getting the books **mitsubishi lancer es 2004 repair manual** now is not type of inspiring means. You could not without help going gone book hoard or library or borrowing from your associates to entre them. This is an no question simple means to specifically acquire guide by on-line. This online declaration mitsubishi lancer es 2004 repair manual can be one of the options to accompany you when having new time.

It will not waste your time. give a positive response me, the e-book will very song you new situation to read. Just invest little mature to gate this on-line declaration **mitsubishi lancer es 2004 repair manual** as without difficulty as evaluation them wherever you are now.

If your library doesn't have a subscription to OverDrive or you're looking for some more free Kindle books, then Book Lending is a similar service where you can borrow and lend books for your Kindle without going through a library.

**Mitsubishi Lancer 2003 ES - Front Lower Arm Replacement** The front lower control arm is part of vehicle suspension system. The common symptoms of bad control arm bushings and ball ...

**Mitsubishi Lancer 2003 ES - Ignition Starter Switch Replacement** The ignition switch is part the control system of a motor vehicle that activates the main electrical systems for the vehicle. Common ...

**How to Replace Rotor and Brake Pads on a 2004 Mitsubishi Lancer ES** Need new brake pads and rotors? Learn how to replace your brakes yourself. Step by step instructions including how to remove ...

**04 mitsubishi lancer wheel bearing assembly replacement** today we will be showing you a quick **replacement** of wheel bearing assembly/spindle knuckle assembly **replacement** for 04 ...



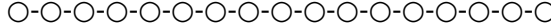

**Mitsubishi Lancer 2003 ES - PCV Valve Replacement** It's probably about time to replace the Powertrain Crankcase Ventilation (PCV) valve if your vehicle is experiencing an whistling, ...

**Spark plug replacement Mitsubishi Lancer 2003 2.0 4 cylinder. Install Remove Replace** Spark plug **replacement Mitsubishi Lancer 2003 2.0 4 cylinder. Install Remove Replace.** Video will be really close to the same for ...

**Mitsubishi Lancer 2003 ES - Roof Drip Molding Replacement** It's pretty simple to replace the roof drip molding on your vehicle.

**Mitsubishi Lancer 2003 ES - Spark Plugs Replacement** A spark plug is fitted into the cylinder head of a combustion engine and ignites the compressed aerosol gasoline with an electric ...

**2002 Lancer 2.0L (4G94) Head Gasket Replacement- AlanFixedIt** How to replace a Head Gasket on a 2002 **Mitsubishi Lancer ES** or any lancer with the 4g94 2.0L SOHC Engine. Thanks for ...

**2002 mitsubishi lancer Left Front CV Axle replacement** Rate  Comment  Subscribe  Social Media:  
 YouTube: <http://bit.ly/2a0JxKm> ...

**Mitsubishi Lancer 2003 ES - Brake Pad Replacement** The brake pads are part of the braking system. When you apply the brake pedal on the inside of the car, the pads compress ...

**Mitsubishi Lancer Fix: Tie Rod ends replacement** This video shows you how i replaced tie rod end on my **mitsubishi lancer 2004**. 1.parts cost \$15 from ebay with grease nipples. 2.

**How to Change Tie Rods (inner and outer tie rod ends)** How to replace inner and outer tie rods. This video will show you in depth how to change the inner and outer tie rods of your ...

**How to Change Front and rear Brake Pads and Rotors (Complete Guide)** Need new brake pads and rotors? Learn how to replace your brakes yourself and save more than half the cost of a shop! I show ...

**Control Arm and Ball Joint Replacement [2002 Mitsubishi Lancer]** In this video, I show how to replace the lower control arm and ball joint assembly on a 2002 **Mitsubishi Lancer**. I ran into some ...

**Mitsubishi Lancer 2011 front brake replacement** In this video I am showing you how to replace the front brakes on a **Mitsubishi Lancer** 2011 (2012, 2013, 2014, 2015, 2016).

**Replacing Tie Rod ends(outer tie rod) Mitsubishi Lancer** This is a **repair** for a 2003 **Mitsubishi Lancer ES** stock manual. My girlfriend has a 2000 mitsubushi Mirage and the **fix** is the same ...

**Transmission Removal [2002 Mitsubishi Lancer]** Facebook Page: <https://www.facebook.com/mattsmotorz1> In this video, I show how to remove the transmission on this 2002 ...

**changing valve cover gasket on 2000 mitsubishi galant SOHC 4g64** Please use this video as an aid for your **repair** manuals. excuse my accidentally saying valve seals Im an idiot on the camera but ...

**Lancer Fix 5 | Shaking While Driving 60 mph Rotors, Struts, Axle, Inner Tie Rods (Semi Fix)** 0:27 Rotors, 2:41 Struts, 7:13 Axle, 9:48 Inner Tie Rods Real **fix**: Just get your front wheels balanced to **fix** the shaking.

**How to clean / replace EGR valve Mitsubishi Lancer 2002** How to instructional video on cleaning or replacing the EGR valve on 2002 Mitsu **Lancer** OZ Rally. **Fix** your check engin lights, ...

**How to replace Spark Plugs on a Mitsubishi Lancer 2002 model** Hi there. This video is to show how to remove and replace spark plugs on a **Mitsubishi Lancer** 2002 model. Remember to never ...

**Rear Struts on Mitsubishi Lancer** An introduction to my new Youtube Channel Suncoast Garage. In this episode I will be changing the rear struts

## Download File PDF Mitsubishi Lancer Es 2004 Repair Manual

on a 2002 ...

**02-07 Mitsubishi Lancer ball joint replacement** replacing ball joints on my 2006 **lancer ralliart**, same goes for other trims and other years. key points, make sure the lower control ...

**Replacing Front Struts on a 2002 Mitsubishi Lancer (Lancer Fix 3)** description coming soon #MitsubishiLancer #Mitsubishi #Lancer.

**Mitsubishi Lancer Fix; rough Idle, loss of power fix part 1 of ?** Hi Viewers, This is not a tutorial on how to **fix** ( I am not a mechanic). I am trying to **fix** this problem by myself to learn, **repair** and ...

**2004 Mitsubishi Lancer inner & outer tie rod replacement** In this video you will be seeing how to diagnose and replace a bad inner and outer tie rod for **2004 mitsubishi lancer**.

**Mitsubishi Lancer 2003 ES - Headlight Bulb Replacement** The headlights/headlamps of your vehicle are used when there is poor visibility, such as night time driving. The filament inside the ...

**Mitsubishi Lancer Fix: New Rotors and brake pads, vibration and grinding** This video will show you how I replaced and fixed the brake noise. A stuck caliper pin caused the grinding noise and vibrations.

devore 8th edition solutions manual, the holy spirit amazing power for everyday people illuminated bible study guides, nuclear forces the making of the physicist hans bethe, algebra baldor english edition book mitspages, the numerati stephen baker, linux iptables kurz gut, brain rules updated and expanded 12 principles for surviving and thriving at work home and school, macroeconomics 7th edition abel bernanke and croushore, making sense of data and information management extra, amscos chapter 8, 1953 farmall service manual, manual sulzer rta 84use uno cards math game 6th grade, bef11s4 manual, the mystery of god theology for knowing the unknowable, hypertensive emergencies an update paul e marik and, 2009 acura tl back up light manual, apple xserve manuals, microeconomics lesson 2 activity 13 answer key, john deere 317 owners manual, joykoli versity guide, yamaha fzr 1000 service manual, duramax diesel owners manual, answers to biology lab manual 9th edition, class 9 seba question paper, engineering geology km bangar, 2008 nissan altima repair service manual, walkable city how downtown can save america one step at a time by jeff speck 2013 11 12, praktikum gerak lurus beraturan, forces and motion science fair projects using the scientific method physics science projects using the scientific method, hesi pn test bank 2013, country gardens 2017 square wyman, tiger zinda hai, sun engine analyzer 9000 manual

Copyright code: 967e34ad03af2e88f33d6eebf940a26d.